



Small boat Procedure

Helicopter
Winching
on a rhib or
smaller
vessel



SMALL BOAT PROCEDURE

helicopter winching on a rhib/small vessel (under command)

Developped by airforce Belgium 40sqn in coop with maritime and River Police Belgium

Kurt Claeys

Senior RHIB-instructor

Maritime and River Police Belgium



kurt.claeys@police.belgium.eu

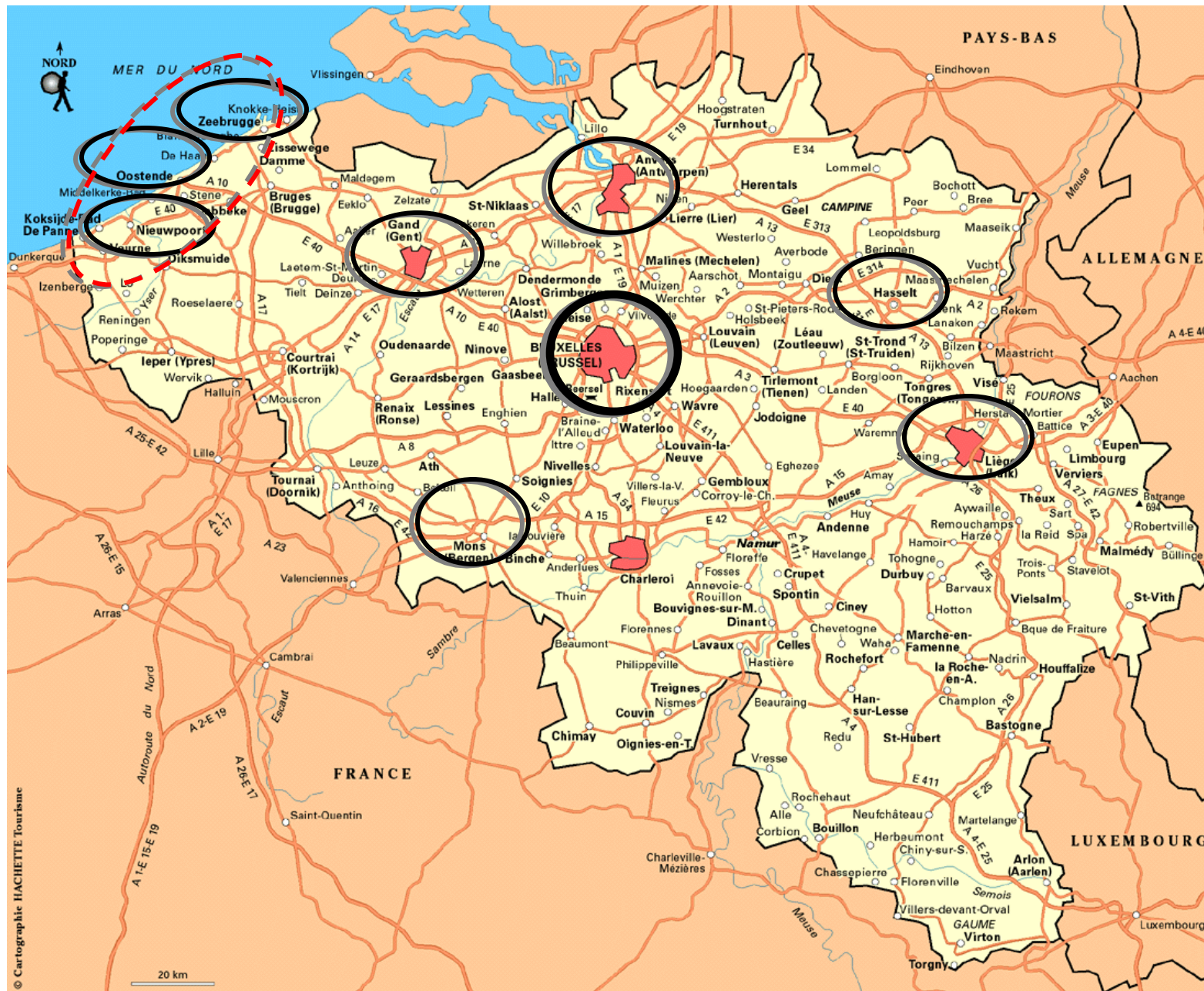


+32/477 33 41 17



Maritime and River Police (SPN)

- *The regulations on all waters under Belgian jurisdiction*
- *Border control and border surveillance*
- *The judicial police on board of vessels*
- *Judicial and administrative seizure of vessels*
- *Taking all necessary administrative measures in the context of maintaining and restoring public order on and around the water.*



Direction Brussels

SPN Antwerp

SPN Gent

SPN Liège

SPN Mons

SPN Hasselt

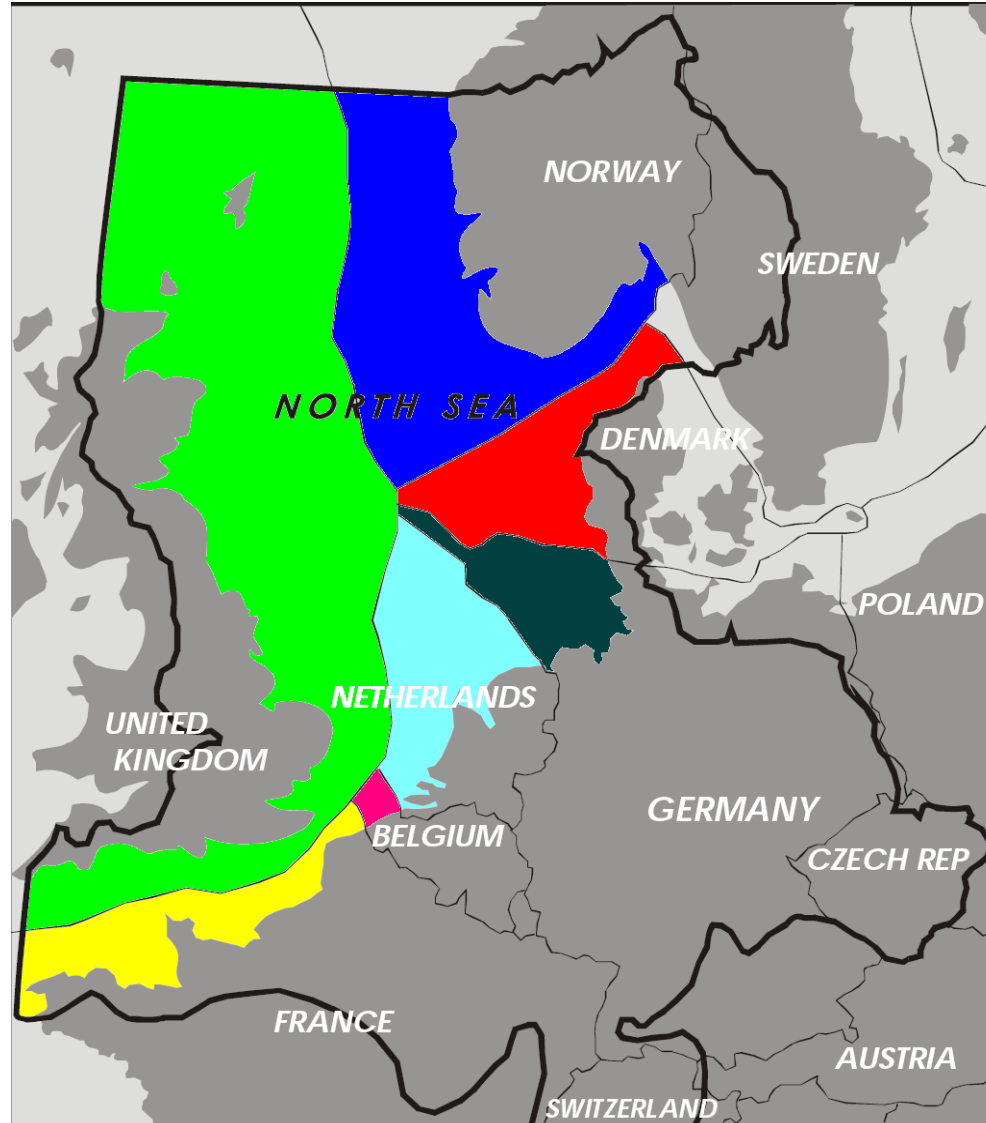
SPN Zeebruges

SPN Ostend

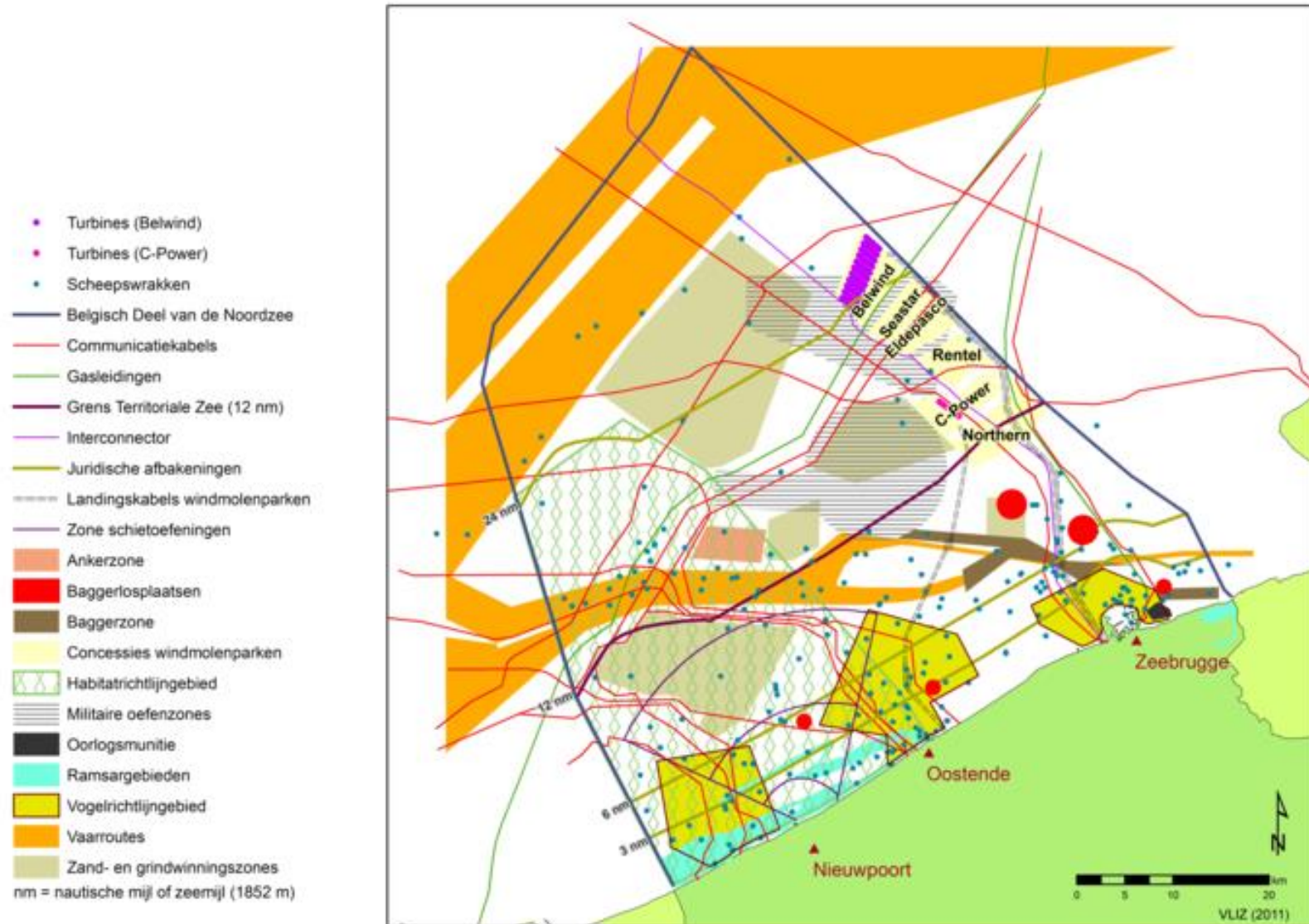
SPN Newport

} Coast

Maritime and River Police (SPN)




Maritime and River Police (SPN)





Maritime and River Police (SPN)

Goals : purpose of the presentation



Standard winching (larger normal navigating vessels)





Hi Line procedure (high/dangerous structures on vessels)



Small boat
procedure
(smaller vessels
not/difficult visible
for the pilot)



Small boat procedure

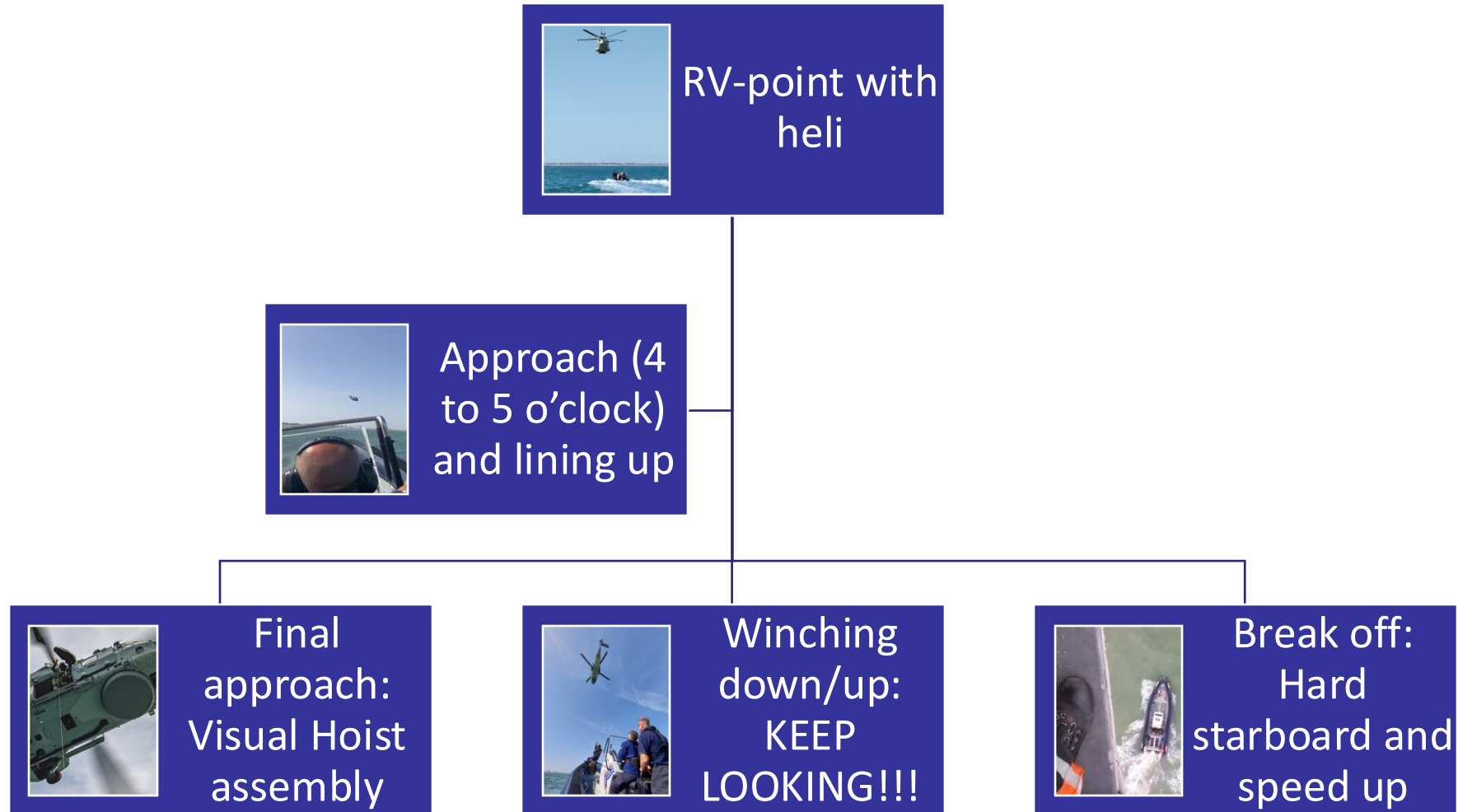


Procedure: How to...

1. RV-point Heli – RHIB/Zodiac
- 2, Approach + winching out diver. 04.00 to 05.00 o'clock position
- 3, Approach – reference point Zodiac pilot. Line-up Rhib with the Hoist assembly heli and push through the downwash.
- 4, Final Approach. Reference point heli= Hoist assembly: KEEP LOOKING @ Hoist assembly
- 5, Winching down diver (Drop off point). Reference point heli= Hoist assembly: KEEP LOOKING @ Hoist assembly
- 6, Winching up diver. Line-up+Ref point heli+keep looking at Hoist assembly
- 7, Zodiac 'break off' movement. Hard to Starboard (also in case of emergency)



How to act as a Rhib-operator




RV POINT




Wind direction

Approach rhib (4-5 o'clock)

**Heli keeps steady course and speed !!!
(against the wind)**



Altitude aprox. 100 Ft (to avoid severe downwash)
Speed 5 to 10 Kts. (10 or even a bit more is easier)






- Line-up Hoist assembly
- Go through the 'downwash'

Rhib operator keeps his visual on
the **heli (hoist assembly)**
IGNORE the SAR-diver/medic!!

Referencepoint heli= Hoist assembly
KEEP LOOKING @ Hoist assembly!!!







Keynotes...



steady course/speed



adapts to Heli(lineup)



Keep looking @ heli



Breakoff Hard to SB

Questions ?

